

| CATEGORY | DESCRIPTION | P/N # |
|-----------|---|------------------|
| CONNECTOR | USB type A Female, Right Angle, DIP type. | 2UB141-F10X0-XXK |

| REV. | ECN NO | DESCRIPTION | REVISED | DATE |
|------|--------|-------------|---------|------------|
| A01 | — | 新版正式發行 | JXM | 2009.07.14 |

PART NO.:
2UB141-F10X0-XXK

表示K'角
Color Scheme

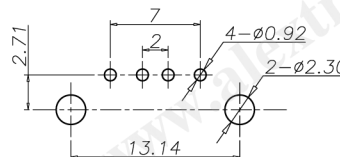
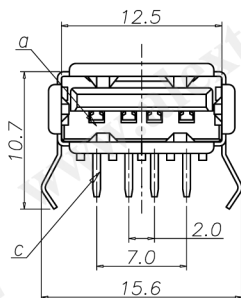
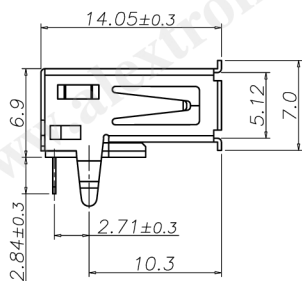
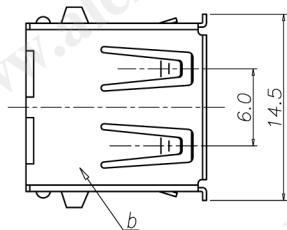
Material & Plating

Table 1

| X | Contact Plating |
|---|--|
| 1 | Au 1u" Plating on contact eare, Tin Plating on solder tails |
| 2 | Au 3u" Plating on contact eare, Tin Plating on solder tails |
| 3 | Au 15u" Plating on contact eare, Tin Plating on solder tails |
| 4 | Au 30u" Plating on contact eare, Tin Plating on solder tails |

Specifications:

1. Rated Current: 1.5A @ 250V AC
2. Contact resistance: 30mΩ MAX.
3. Insulation resistance: 1000MΩ MIN.
4. Dielectric withstand: 500V AC for 1 minute
5. Operating temperature: -55°C~+85°C
6. Insert force: 35N MAX.
7. Withdraw force: 10N MIN.



Recommend PCB Layout
(Jack TOP View)

Tolerance: ±0.05mm

Recommend PCB Thickness: 1.6mm

Color Scheme

| | |
|----|---------|
| XX | Housing |
| 00 | Black |
| 01 | White |

| | | | | | |
|-----|-----------|------|---------------------------|------------------|--------|
| c | Contact | 4 | Phosphor Bronze, T=0.25mm | See Table 1 | |
| b | Shell | 1 | Brass, T=0.30mm | Ni Plating | |
| a | Housing | 1 | PBT UL94V-0 | See Color Scheme | |
| NO. | PART NAME | Q'TY | MATERIAL | PLATING & COLOR | Remark |

| UNLESS OTHERWISE SPECIFIED TOLERANCES | | SCALE: free | UNIT: mm | ⊕ ⊖ | DWG.NO: |
|--|---------------------------------|-------------|--------------|-------------|------------|
| DECIMALS: X : ±0.5 X.X : ±0.3 X.XX : ±0.2 | ANGLES: X : ±2° X.X : ±1° | SIZE: A3 | PAGE: 1 OF 1 | REV: A01 | WI-061-487 |
| APPROVED BY | | CHECKED BY | | PREPARED BY | |
| WYX | | Pengjie | | JXM | |
| CUSTOMER COPY | | | | | |

Product Drawing
ALEXTRONIC