

4	3	2	1
CATEGORY	DESCRIPTION	P/N #	
CONNECTOR	2.5 Phone Jack, 1*1 Port, SMD	AJ2410-300X0-00X0	

REV.	ECN NO	DESCRIPTION	REVISED	DATE
R01		New Release	Luguan	2009.04.03

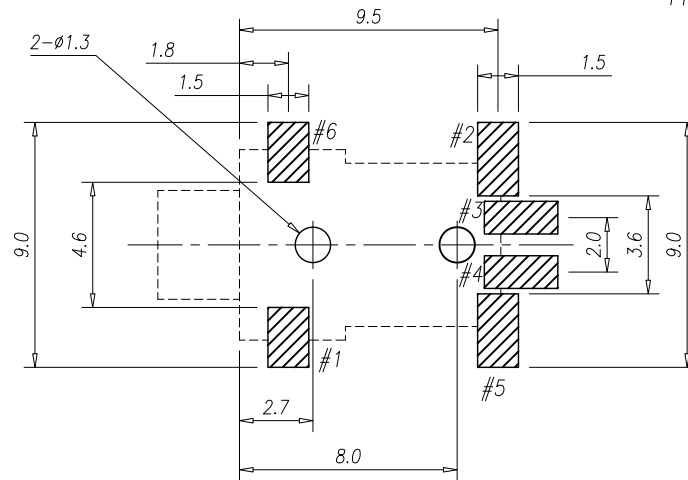
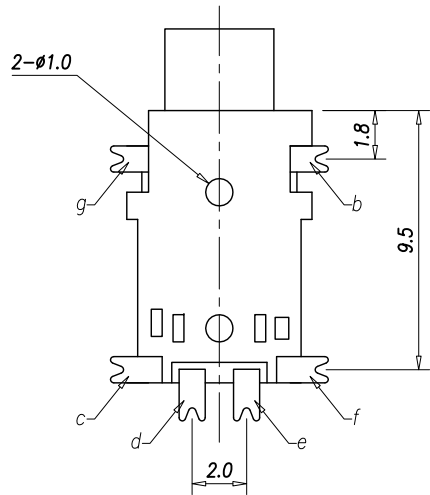
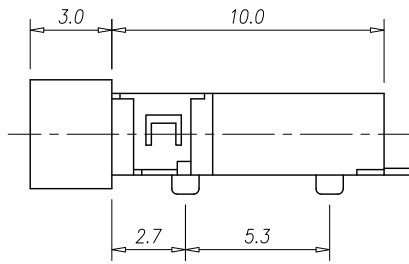
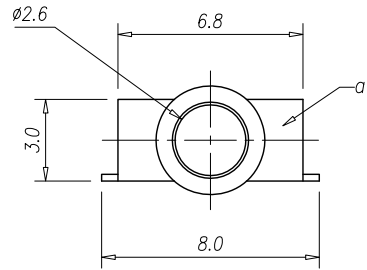
PART NO.:
AJ2410-300X0-00X0
See Schematic
Material & Plating

Table 1

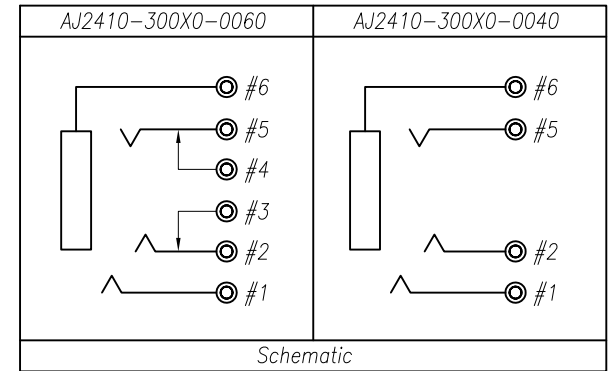
X	Terminal Plating
2	Ag Plating
9	Gold Flash Plating

SPECIFICATION

1. Voltage Rating: DC 30V Min.
2. Current Rating: 1.0A Max.
3. Contact resistance: 30mΩ Max.
4. Insulation resistance: 100MΩ Min. (DC250V)
5. Operation Temperature: -25°C~70°C
6. Withstand Voltage: AC500V
7. Insertion force: 3kgf Max.
8. Extraction force: 0.3kgf Min.
9. life testing: 3,000 cycles
10. To conform with the "QC-03-045" & "RoHS DIRECTIVE"
11. Solder heat resistance: wave soldering 260°C 5 seconds



Recommend PCB Layout
(Jack Top View)
Tolerance: ±0.05mm



g	Terminal #6	1	Phosphor Bronze, T=0.25mm	See Table 1	
f	Terminal #5	1	Phosphor Bronze, T=0.25mm	See Table 1	
e	Terminal #4	1	Phosphor Bronze, T=0.25mm	See Table 1	
d	Terminal #3	1	Phosphor Bronze, T=0.25mm	See Table 1	
c	Terminal #2	1	Phosphor Bronze, T=0.25mm	See Table 1	
b	Terminal #1	1	Phosphor Bronze, T=0.25mm	See Table 1	
a	Housing	1	PA46 UL94V-0	Black	
NO.	PART NAME	Q'TY	MATERIAL	PLATING & COLOR	Remark

UNLESS OTHERWISE
SPECIFIED TOLERANCES

DECIMALS: X :±0.5 X.X :±0.3 X.XX :±0.2
ANGLES: X :±2° X.X :±1°

Product Drawing
ALEXTRONIC

SCALE: 1/1	UNIT: mm	DWG.NO:	
SIZE: A3	PAGE: 1 OF 1	REV: R01	
APPROVED BY	WYX	CHECKED BY	Pengjie
		PREPARED BY	Luguan
CUSTOMER COPY			